



MAKES NO OTHER WARRANTIES, EXPRESS OR IMPLIED, OF MERCHANTABILITY OR OF FITNESS FOR A PARTICULAR PURPOSE OR OTHERWISE, THAT EXTEND BEYOND THE STATEMENTS MADE ON THIS LABEL. No agent of Bayer CropScience LP is authorized to make any warranties beyond those contained herein or to modify the warranties contained herein. TO THE EXTENT CONSISTENT WITH APPLICABLE LAW, BAYER CROPSCIENCE LP DISCLAIMS ANY LIABILITY WHATSOEVER FOR SPECIAL, INCIDENTAL OR CONSEQUENTIAL DAMAGES RESULTING FROM THE USE OR HANDLING OF THIS PRODUCT.

LIMITATIONS OF LIABILITY: TO THE EXTENT CONSISTENT WITH APPLICABLE LAW, THE EXCLUSIVE REMEDY OF THE USER OR BUYER FOR ANY AND ALL LOSSES, INJURIES OR DAMAGES RESULTING FROM THE USE OR HANDLING OF THIS PRODUCT, WHETHER IN CONTRACT, WARRANTY, TORT, NEGLIGENCE, STRICT LIABILITY OR OTHERWISE, SHALL NOT EXCEED THE PURCHASE PRICE PAID, OR AT BAYER CROPSCIENCE LP'S ELECTION, THE REPLACEMENT OF PRODUCT.

Bayer (reg'd), the Bayer Cross (reg'd), Temprid® and Backed by Bayer™ are trademarks of Bayer.

BACKED
by **BAYER.**

Produced for:
Bayer Environmental Science
A Division of Bayer CropScience LP
2 T. W. Alexander Drive
Research Triangle Park, NC 27709



Temprid[®]
SC

INSECTICIDE


In the State of New York this product may only be applied for indoor uses.

ACTIVE INGREDIENT:

Imidacloprid, 1-[[6-Chloro-3-pyridinyl)methyl]-N-nitro-2-imidazolidinimine.....	21.0%
β-Cyfluthrin, Cyano(4-fluoro-3-phenoxyphenyl)methyl 3-(2,2-dichloroethenyl)-2,2-dimethyl-cyclopropanecarboxylate	10.5%
OTHER INGREDIENTS:	68.5%
TOTAL	100.0%

EPA Reg. No. 432-1483

STOP - Read the Label Before Use
KEEP OUT OF REACH OF CHILDREN
CAUTION



Net Contents
400 ml
79523475
795457891
140124AV1

NOTE: After printing this ETL is folded in half prior to attachment to base label.



← 4" →
← 2" →

<p>For MEDICAL and TRANSPORTATION Emergencies ONLY Call 24 Hours A Day 1-800-334-7577 For PRODUCT USE Information Call 1-800-331-2867</p>	
FIRST AID	
If on skin:	<ul style="list-style-type: none"> • Take off contaminated clothing. • Rinse skin immediately with plenty of water for 15 to 20 minutes. • Call a poison control center or doctor for treatment advice.
If in eyes:	<ul style="list-style-type: none"> • Hold eyes open and rinse slowly and gently with water for 15 to 20 minutes. • Remove contact lenses, if present, after the first 5 minutes, then continue rinsing eyes. • Call a poison control center or doctor for treatment advice.
If swallowed:	<ul style="list-style-type: none"> • Call a poison control center or doctor immediately for treatment advice. • Have person sip a glass of water if able to swallow. • Do not induce vomiting unless told to do so by a poison control center or doctor. • Do not give anything to an unconscious person.
<p>Have the product container or label with you when calling a poison control center or doctor or going for treatment. The Bayer Environmental Science Emergency Response Telephone No. is 1-800-334-7577.</p>	
<p>Note To Physician: No specific antidote is available. Treat the patient symptomatically.</p>	
PRECAUTIONARY STATEMENTS	
HAZARDS TO HUMANS AND DOMESTIC ANIMALS	
CAUTION	
<p>Harmful if absorbed through skin. Harmful if swallowed. Causes moderate eye irritation. Avoid contact with skin, eyes, or clothing. Wash thoroughly with soap and water after handling and before eating, drinking, chewing gum, or using tobacco. Wear long-sleeved shirt and long pants, socks, shoes, and gloves. Remove contaminated clothing and wash before reuse.</p>	
ENVIRONMENTAL HAZARDS	
<p>This pesticide is extremely toxic to wildlife, fish, and aquatic invertebrates. Drift and run-off from treated areas may be hazardous to aquatic organisms in neighboring areas. Care should be used when spraying to avoid fish and reptile pets in/around ornamental ponds. This product is highly toxic to bees exposed to direct treatment or residues on blooming crops/plants or weeds. Do not apply this product or allow it to drift to blooming crops/plants or weeds if bees are foraging the treatment area.</p> <p>To protect the environment, do not allow pesticide to enter or run off into storm drains, drainage ditches, gutters, or surface waters. Applying this product in calm weather when rain is not predicted for the next 24 hours will help to ensure that wind or rain does not blow or wash pesticide off the treatment area. Rinsing application equipment over the treated area will help avoid run off to water bodies or drainage systems.</p>	
PRODUCT FACTS	
<p>• Two modes of action • Contact activity & systemic action • Low odor • Non-staining</p>	
Temprid® SC Insecticide	<ul style="list-style-type: none"> • Temprid SC Insecticide is a suspension concentrate formulation of two insecticide active ingredients, imidacloprid and β-cyfluthrin. One gallon of this product contains 2 lbs of imidacloprid and 1 lb of β-cyfluthrin. • Shake well before using.

2
continued

NOTE: After printing this ETL is folded in half prior to attachment to base label.

← 4" →
← 2" →

PRODUCT FACTS (Cont)	
Controls	<ul style="list-style-type: none"> Indoor or General Household Pests Outdoor/Perimeter Pests Wood-Infesting Pests <p><i>For list of specific insects, see inside.</i></p>
Where To Apply	<ul style="list-style-type: none"> Apply where pests have been seen or found, or can find shelter. In and around buildings and structures.
Dilution Rates	<ul style="list-style-type: none"> When 0.27 fl oz (8 milliliters) is diluted in one gal of water, the combined active ingredient concentration (0.075%) contains 0.05% Imidacloprid and 0.025% β-Cyfluthrin. When 0.54 fl oz (16 milliliters) is diluted in one gal of water, the combined active ingredient concentration (0.15%) contains 0.10% Imidacloprid and 0.05% β-Cyfluthrin.
Mixing Information	<ul style="list-style-type: none"> Mix the appropriate amount of Temprid SC Insecticide with water. Add product when filling spray tank with water; shake or agitate mixture. Diluted spray mixture can be stored overnight. Agitate before using.
How To Apply	<ul style="list-style-type: none"> General surface (outdoors only), spot treatment, and void injections by mist, foam or crack & crevice sprays.
Re-Apply	<ul style="list-style-type: none"> Every 7 to 10 days, if needed. Do not apply more than 32.0 fluid ounces of Temprid SC Insecticide per acre, per year. [Maximum annual use of 0.5 pounds of Imidacloprid and 0.25 pounds of β-cyfluthrin per acre, per year.] At the 8 milliliter per gallon use rate, this is a limit of 118 dilute gallons per acre, per year and at the 16 milliliter per gallon use rate, this is a limit of 59 dilute gallons per acre, per year.
Re-Entry 	<ul style="list-style-type: none"> Do not contact treated surfaces until dry. People and pets may re-enter after the treated area is dry.
Questions 	For questions or comments, call toll-free 1-800-331-2867

DIRECTIONS FOR USE

It is a violation of Federal law to use this product in a manner inconsistent with its labeling.

INDOOR PESTS

FOR RESIDUAL PEST CONTROL IN BUILDINGS, STRUCTURES, AND MODES OF TRANSPORT
Use Temprid SC Insecticide as a spot spray or crack & crevice treatment inside buildings and structures. This includes schools, factories, stores, warehouses, hospitals, food processing facilities (non food/feed areas), and modes of transport. For a list of common facilities where this product may be used, see Appendix.

continued

3

NOTE: After printing this ETL is folded in half prior to attachment to base label.



INDOOR PESTS (Cont)				
Ants	Clover mites	Flesh flies	Leather beetles	Silverfish
Bed bugs	Cluster fly	Flies	Midges	Sow bugs
Blue or Green Bottle flies	Cockroaches	Fruit flies	Millipedes	Spiders
Boxelder bugs	Crickets	Gnats	Moths	Wasps
Brown marmorated stink bugs	Darkling beetles	Hide beetles	Multicolored Asian lady beetles	Yellow jackets
Carpet beetles	Dermestids	Hornets		
Centipedes	Earwigs	House flies	Phorid flies	
Clothes moths	Elm leaf beetles	Kudzu (globular stink) bugs	Pill bugs	
	Firebrats		Sciarid flies (fungus gnats)	
Where To Apply	<ul style="list-style-type: none"> • Treat where pests have been seen or found, or can find shelter. • Use only as a spot spray or crack & crevice or void treatments inside buildings and structures. • Treat entry points such as around water pipes, doors, windows, and eaves. • Treat areas where pests normally feed or hide such as baseboards, corners, around water pipes, behind or under refrigerators, cabinets, sinks, and stoves. • Mist or foam applications can be made behind veneers, piers, and chimney bases, into rubble foundations, into block voids or structural voids, wall voids, under slabs, stoops, porches, or to the soil in crawlspaces, and other similar voids. • Spot treat floor or rugs beneath furniture, in closets, and storage areas, but do not apply to entire floor area. 			
Use Rate	<ul style="list-style-type: none"> • 0.075% -- 0.27 fl oz (8 milliliters) per gallon of water • 0.15% -- 0.54 fl oz (16 milliliters) per gallon of water • Except for bed bugs, use the higher specified rate for severe infestations, faster knockdown, and longer residual. For bed bugs, do not exceed an application rate of 0.075% - 0.27 fl oz (8 milliliters) of Temprid SC Insecticide per gal of water. 			
How To Apply (also see Application For Indoor Pests)	<ul style="list-style-type: none"> • Remove or tightly cover fish tanks and disconnect aerators during application. • Keep people and pets away from sites of application until treated surfaces are completely dry. • Do not contact treated surfaces until dry. <p>When treating areas over your head, wear eye protection (safety glasses, goggles, or face shield) and dust/mist mask or respirator.</p> <p>Spot Applications</p> <ul style="list-style-type: none"> • Use a low-pressure system, (do not exceed 50 psi at nozzle tip) with a fan-type nozzle to apply the dilution uniformly. • In the home, cover all food processing surfaces and utensils or thoroughly wash following treatment. Cover exposed food or remove from area being treated. <p>Spray, Mist, or Foam Crack and Crevice or Void Applications</p> <ul style="list-style-type: none"> • Spray, mist, or foam directly into cracks & crevices or voids where pests or their nests are present. Apply the volume of spray, mist, or foam sufficient to cover the area. • Spray: Use a low-pressure system, (do not exceed 50 psi at nozzle tip) with a pinpoint, or variable 			



NOTE: After printing this ETL is folded in half prior to attachment to base label.

4"

2"

4"

INDOOR PESTS (Cont)	
How To Apply (Cont)	pattern nozzle, or applicator equipment that delivers low volume treatments. <ul style="list-style-type: none"> • Mist: Use appropriate mist generating equipment. Do not allow mist to drift out of void spaces into commonly occupied areas of the structure. • Foam: Use appropriate foam generating equipment to supply a sufficient volume of foam. Mix the dilution with manufacturer's specified volume of foaming agent.
When To Apply	<ul style="list-style-type: none"> • When pests are seen or found. • Re-apply every 7 to 10 days if needed.
Application Restrictions	<ul style="list-style-type: none"> • Do not apply in food/feed areas of food and feed handling establishments. • Do not apply broadcast treatments to floors or floor coverings. • Do not apply in hospital and/or nursing home rooms while they are occupied. • Do not apply in classrooms while they are occupied. • Do not apply as a space spray. • Do not allow excessive dripping or run-off to occur from vertical or overhead surfaces. • Do not apply where electrical short circuits can occur; use a dust or dry bait in these areas. • Do not apply to furniture or upholstery where prolonged contact with humans will occur. • Do not spray bed linens or other materials which come in direct contact with occupants of the bed. • Do not apply more than 5 gallons of diluted product indoors per individual applicator per day.
APPLICATION FOR INDOOR PESTS	
Crawling Insects Cockroaches, Crickets, Silverfish, Spiders, and other listed pests	Use a coarse, low-pressure spray (do not exceed 50 psi at nozzle tip). Treat entry points such as around water pipes, doors, windows, and eaves. Treat areas where pests normally feed or hide such as baseboards, corners, around water pipes, under refrigerators, cabinets, sinks, and stoves, being sure to spray cracks & crevices. Spot treat floor or rugs beneath furniture, in closets, and storage areas, but do not apply to entire floor area. For more difficult to control pests, like certain spiders, direct contact spray is required for effective control.
Bed bugs	Use Rate: 0.075% - 0.27 fl oz (8 milliliters) of Temprid SC Insecticide per gal of water. Controls bed bug populations that are resistant to pyrethroid insecticides. Efficacy of this product is not affected by heat treatments, so applications can be made before heat treatments in integrated bed bug elimination programs. Spray bugs and eggs directly wherever possible following site directions below. Bed bug eggs that are directly treated with this product are killed outright, and young nymphs that emerge from eggs are killed by dried residues. For infested mattresses, remove linens and wash before reuse. Apply to tufts, seams, folds, and edges until moist. Allow to dry before remaking bed. Apply to bedsprings, box springs, and the interior of bed frames or headboards, including all cracks and joints. When bed bugs are found in upholstered furniture, apply only to the infested tufts, seams, folds, and edges, but do not apply to flat surfaces where prolonged human contact will occur. If bugs

NOTE: After printing this ETL is folded in half prior to attachment to base label.



APPLICATION FOR INDOOR PESTS (Cont)	
Bed bugs (Cont)	heavily infest furniture (inside cushions and/or batting), apply a labeled insecticide dust or consider fumigation. Apply as a crack & crevice treatment to all baseboards, moldings, beneath floor coverings and carpets, closets, shelves, curtains, furniture and picture frames that may provide harborage to bed bugs. Inside empty luggage, apply to seams, folds and edges until moist; remove all clothes and other articles from luggage before application and allow treated areas to thoroughly dry before use. Re-apply every 7 to 10 days, as needed, until infestation is eliminated.
Ants	Apply to ant trails on walls, tile, baseboards, around pipes, under cabinets, and other places where ants are active. Treat entry points such as windows, doors or sites where utilities enter the structure; also see directions for use in Outdoor/Perimeter Pests section. Treat nests when possible.
Listed Flying Insects	Apply to surfaces where these pests congregate, collect, or rest.

OUTDOOR/PERIMETER PESTS					
Ants	Carpenter ants	Elm leaf beetle	Ground beetles	Moths	Spiders
Blue or Green	Centipedes	Fire ants	Hornets	Multicolored Asian	Springtails
Bottle flies	Cockroaches	Firebrats	House flies	lady beetle	Stable flies
Boxelder bugs	Cluster flies	Fleas	Kudzu (globular	Pill bugs	Ticks
Brown mar-	Clover mites	Flesh flies	stink) bugs	Scorpions	Wasps
morated stink	Crickets	Flies	Midges	Silverfish	Yellow jackets
bugs	Earwigs	Gnats	Millipedes	Sow bugs	
Where To Apply	<ul style="list-style-type: none"> Apply to surfaces on buildings, porches, patios and other structures, around doors and windows, eaves and attic vents, utility entry points, soffit areas and other exterior openings (including foundation cracks or drilled holes) where these pests enter the structure or where they have been seen or found, or can find shelter. To prevent infestation, treat the outside of the structure, to include walls (to a height of 2 to 3 feet), around doors, windows, and soffits where pests are active or may enter or hide. Treat the soil, turf or other non-flowering ground covering adjacent to the structure (in a band up to 10 feet wide) where pests are seen, have been found, or can find shelter. 				
Use Rate	<ul style="list-style-type: none"> 0.075% - - 0.27 fl oz (8 milliliters) per 1,000 sq ft of surface. 0.15% - - 0.54 fl oz (16 milliliters) per 1,000 sq ft of surface. Always use the 0.15% rate for fire ants, hornets, wasps and yellow jackets. 				

(continued)

NOTE: After printing this ETL is folded in half prior to attachment to base label.



OUTDOOR/PERIMETER PESTS (Cont)																														
How To Apply (also see Applications For Outdoor/Perimeter Pests)	<p>High volume applications using power sprayers: In power sprayers, adjust the rate of product dilution to apply 8 to 16 milliliters of Temprid SC Insecticide per 1,000 square feet in sufficient water to provide adequate coverage. For example, mixing 4.5 fluid ounces (133 milliliters) of this product in a 50 gallon tank, when applied in a volume of 3.0 gallons per 1,000 square feet, will apply 0.27 fluid ounces of this product per 1,000 square feet. The table below gives examples of end use dilutions for typical power spraying application volumes:</p> <table border="1" style="margin-left: auto; margin-right: auto;"> <thead> <tr> <th colspan="3">DILUTION RATE CHART</th> </tr> <tr> <th>Amount of Product fluid ounces (milliliters)</th> <th>Application Volume gallons water</th> <th>Concentration (% AI) In spray solution</th> </tr> </thead> <tbody> <tr> <td rowspan="5" style="text-align: center;">0.27 (8)</td> <td style="text-align: center;">1</td> <td style="text-align: center;">0.075%</td> </tr> <tr> <td style="text-align: center;">2</td> <td style="text-align: center;">0.038%</td> </tr> <tr> <td style="text-align: center;">3</td> <td style="text-align: center;">0.025%</td> </tr> <tr> <td style="text-align: center;">4</td> <td style="text-align: center;">0.019%</td> </tr> <tr> <td style="text-align: center;">5</td> <td style="text-align: center;">0.015%</td> </tr> <tr> <td rowspan="5" style="text-align: center;">0.54 (16)</td> <td style="text-align: center;">1</td> <td style="text-align: center;">0.150%</td> </tr> <tr> <td style="text-align: center;">2</td> <td style="text-align: center;">0.075%</td> </tr> <tr> <td style="text-align: center;">3</td> <td style="text-align: center;">0.050%</td> </tr> <tr> <td style="text-align: center;">4</td> <td style="text-align: center;">0.038%</td> </tr> <tr> <td style="text-align: center;">5</td> <td style="text-align: center;">0.030%</td> </tr> </tbody> </table>		DILUTION RATE CHART			Amount of Product fluid ounces (milliliters)	Application Volume gallons water	Concentration (% AI) In spray solution	0.27 (8)	1	0.075%	2	0.038%	3	0.025%	4	0.019%	5	0.015%	0.54 (16)	1	0.150%	2	0.075%	3	0.050%	4	0.038%	5	0.030%
DILUTION RATE CHART																														
Amount of Product fluid ounces (milliliters)	Application Volume gallons water	Concentration (% AI) In spray solution																												
0.27 (8)	1	0.075%																												
	2	0.038%																												
	3	0.025%																												
	4	0.019%																												
	5	0.015%																												
0.54 (16)	1	0.150%																												
	2	0.075%																												
	3	0.050%																												
	4	0.038%																												
	5	0.030%																												
<p>Apply enough dilution to adequately cover the area without excessive dripping or run-off. Volume can vary depending on the surface type treated. For example, mulch requires more spray than bare soil. Do not contact treated surfaces until dry.</p>																														
When To Apply	<ul style="list-style-type: none"> • When pests are seen or found. • Re-apply every 7 to 10 days if needed. • Do not apply more than 32.0 fluid ounces of Temprid SC Insecticide per acre, per year for landscape and lawn applications. [Maximum annual use of 0.5 pounds of imidacloprid and 0.25 pounds of β-cyfluthrin per acre, per year.] • At the 8 milliliter per gallon use rate, this is a limit of 118 dilute gallons per acre, per year and at the 16 milliliter per gallon use rate, this is a limit of 59 dilute gallons per acre, per year for landscape, and lawn applications. 																													
Application Restrictions	<p>Do not apply directly to impervious horizontal surfaces such as sidewalks, driveways, and patios except as a spot or crack and crevice treatment. During application, do not allow pesticide to enter or run off into storm drains, drainage ditches, gutters, or surface waters. All outdoor applications, if permitted elsewhere on this label, must be limited to spot or crack-and-crevice treatments only, except for the following permitted uses:</p> <ol style="list-style-type: none"> 1. Applications to soil or vegetation, as listed on this label, around structures; 2. Applications to lawns, and other vegetation, as listed on this label; 																													



NOTE: After printing this ETL is folded in half prior to attachment to base label.

4"	
2"	
4"	
4"	
8	
(continued)	

OUTDOOR/PERIMETER PESTS (Cont)	
Application Restrictions Cont)	<ol style="list-style-type: none"> 3. Applications to the side of a building, up to a maximum height of 3 feet above grade; 4. Applications to underside of eaves, soffits, doors, or windows permanently protected from rainfall by a covering, overhang, awning, or other structure; 5. Applications around potential pest entry points into buildings, when limited to a surface band not to exceed one inch in width; 6. Applications made through the use of a coarse, low pressure spray to only those portions of surfaces that are directly above bare soil, lawn, turf, mulch or other vegetation, as listed on this label, and not over an impervious surface, drainage or other condition that could result in runoff into storm drains, drainage ditches, gutters, or surface waters, in order to control occasional invaders or aggregating pests. 7. Do not allow this product to contact plants in bloom if bees are foraging the area. 8. Do not apply this product, by any application method, to linden, basswood, or other Tilia species.
APPLICATION FOR OUTDOOR/PERIMETER PESTS	
Ants	<p>Locate and treat ant nests, if possible. Follow trails of foraging workers, check under objects near the structure, and inspect other likely nest sites. If ants are nesting in the soil, thoroughly drench or inject the nest and surrounding soil. Treat ant trails around windows and doors, along sidewalks, or other areas where seen. Apply a perimeter treatment as described above.</p> <p>Temprid SC Insecticide contains a systemic insecticide (Imidacloprid), so soil applications will be absorbed by the roots and provide systemic control of aphids, scale insects, and other plant-sucking insects and limit the production of honeydew (an important food source for ant populations). Broadcast applications to the soil or mulched ground cover in landscape plant beds; for optimal control, do not use less than 2 gallons of dilution per 1,000 square feet.</p> <p>Aerial Nests: If ant nests are located in tree hollows or non-structural wooden construction (e.g.; posts, fences, decks) treat the interior cavity and/or the nest site by injecting a spray, mist, or sufficient volume of foam.</p> <p>It is recommended to remove or prune away any shrubbery, bushes, and tree branches touching the structure. Vegetation touching the structure may offer a route of entry for ants into the structure. This may allow ants to inhabit the structure without coming in contact with the treatment.</p>
Hornets, wasps, and yellow jackets	<p>Use Rate: 0.15% - - 0.54 fl oz (16 milliliters) of Temprid SC Insecticide per gal of water.</p> <p>Make pin stream applications directly to the nests. To help avoid stings treat nests in the evening when the insects are inside the nest. Remove and destroy treated nests to prevent emergence of newly hatched insects. If removal is not possible, retreat nests if necessary.</p>

NOTE: After printing this ETL is folded in half prior to attachment to base label.

APPLICATION FOR OUTDOOR/PERIMETER PESTS (Cont)

Occasional invaders Boxelder bugs, elm leaf beetle, stink bugs, and other listed pests	Apply directly to insects that have congregated around doors and windows and similar areas where they may enter structures. Apply perimeter treatment as described above.
Centipedes, earwigs, millipedes, pill bugs, sow bugs, springtails, etc.	Apply perimeter treatment to reduce the number of insects from entering the structure. Thoroughly treat mulched areas. Correcting moisture problems around the structure will reduce pest pressure.
Fire Ants	Use Rate: 0.15% - - 0.54 fl oz (16 milliliters) of Temprid SC Insecticide per gal of water. Thoroughly drench or inject the entire mound. When using injection treatment, you must treat the bottom of the mound. Apply dilution or foam using a downward and upward motion of the injector tool. For complete distribution, inject in several points throughout the mound. Treat new mounds as they appear. • Do not use in pastures or areas of food crop production.
Fleas & ticks (Including ticks that may transmit Lyme Disease and Rocky Mountain Spotted fever)	For fleas and ticks, treat likely harborage areas like along footpaths or in lawns. For fleas, concentrate treatments in areas where pets are known to rest, as these areas are larval breeding hot spots. Fleas and ticks may be re-introduced from surrounding areas by host animals.
House flies and Cluster flies	Apply low-volume mist or spray to outside surfaces of buildings, porches, patios, garages, fences, and other areas where house flies rest. Cluster flies: Treat in late summer or fall, just before cluster flies begin looking for winter shelter. Spray siding, eaves, around windows and doors, window screens, and attics. To help reduce infestations, treat cracks & crevices, attics, and other indoor winter hiding places.
Scorpions	Treat around piles of firewood and other areas where scorpions may hide. When possible, remove piles of materials that can harbor the pests. Apply a perimeter treatment. Do not treat firewood with this product.

NOTE: After printing this ETL is folded in half prior to attachment to base label.

4"

2"

4"

WOOD-INFESTING PESTS			
Drywood termites Beetles - Ambrosia beetles - Anobiid or deathwatch	Beetles (con't) - Bark beetles - False powderpost - Lyctid or powder post	Beetles (con't) - Old house borers - Wharf borers	Carpenter ants Carpenter bees
Where To Apply	<ul style="list-style-type: none"> • For treatment of wood infested with, or subject to infestation by, wood-infesting pests. • Apply where pests have been seen, found, or can find shelter. 		
Use Rate	<ul style="list-style-type: none"> • 0.075% - - 0.27 fl oz (8 milliliters) of Temprid SC Insecticide per gal of water. 		
How To Apply (also see Application section)	<ul style="list-style-type: none"> • Apply spray or foam as described in application section. • Treatment dilutions may also be applied to wood surfaces by paint brush or rollers. • Do not contact treated surfaces until dry. 		
When To Apply	<ul style="list-style-type: none"> • When pests are seen or found. • Re-apply every 7 to 10 days if needed. 		
Foam Applications	<ul style="list-style-type: none"> • Mix end-use dilution with manufacturer's specified volume of foaming agent. 		

APPLICATION FOR WOOD-INFESTING PESTS	
Drywood termites & wood-infesting beetles	<p>Galleries and structure voids: Treat by applying sprays, mists, or foams. Locate galleries by using visual signs (frass or pellets, blistered wood, emergence or clean out holes), the presence of live insects, mechanical sounding techniques, or listening devices (e.g., stethoscopes, acoustic emission detectors). Penetrate the gallery system by drilling holes to receive the injector tip or treatment tool. Distribute drill holes to adequately cover the gallery system. Apply as a low pressure spray (do not exceed 50 psi at nozzle tip) or by misting, or where appropriate, by foaming. It is not necessary to treat to the point where runoff is detected from adjacent holes.</p> <ul style="list-style-type: none"> • Avoid drilling where electrical wiring, plumbing lines, etc. are located. • Do not apply where electrical shock hazards exist. • Drill holes in commonly occupied areas must be sealed after treatment. <p>Wood surfaces: Treat by spray, mist, or where appropriate, foam applications. For inaccessible surfaces, drill and treat the interior of structural voids. Surfaces treated may include exposed wooden surfaces in crawlspaces, basements, or attics, wooden exterior surfaces such as decks, fencing, or siding, structural voids, channels in damaged wood, in spaces between wooden members of a structure, and junctions between wood and foundations. Apply by brushing or as a coarse, low pressure spray (do not exceed 50 psi at nozzle tip) to the wood surface; apply sufficient volume to cover the surface to the point of wetness, but avoid applying to the point of runoff. When spraying wood surfaces overhead in living areas, cover surfaces below the treated area with plastic sheeting or similar material. Do not contact treated surfaces until spray deposits have dried.</p>

(continued)

NOTE: After printing this ETL is folded in half prior to attachment to base label.

APPLICATION FOR WOOD-INFESTING PESTS <i>(Cont)</i>	
Carpenter ants	<p>Homes and other structures: Apply around doors and windows and other places where carpenter ants may enter. Spray or foam into cracks & crevices, or spray, mist, or foam through small drilled holes into voids where ants or nests are present. Use enough spray or foam to cover the area.</p> <p>Inside trees, utility poles, fencing and decking materials and similar structural members, drill to find the interior infested cavity and inject spray, mist, or foam using a treatment tool with a splashback guard.</p> <p>Tunneling in soil: Apply as a soil drench or inject the dilution or foam into the soil at intervals of 8 to 12 inches. Use 1 gallon of dilution per 8 sq ft. Treat along the edge of walls, driveways or other hard surfaces where ants are tunneling beneath the surface.</p> <p>Protecting firewood from carpenter ants: Treat soil beneath firewood before stacking at 1 gallon of dilution per 8 sq ft.</p> <ul style="list-style-type: none"> • Do not treat firewood with this product. <p>It is recommended to remove or prune away any shrubbery, bushes, and tree branches touching the structure. Vegetation touching the structure may offer a route of entry for ants into the structure. This may allow ants to inhabit the structure without coming in contact with the treatment.</p>
Carpenter bees	<p>In or on structures: Apply as a spray or mist, or sufficient volume of foam, directly into gallery entrance holes. Leave entrance open to be sure that returning adult bees are killed.</p> <p>Exterior wood surfaces may be treated by general surface application to prevent nest cavity excavation by adult carpenter bees.</p>
STORAGE AND DISPOSAL	
Do not contaminate water, food or feed by storage or disposal.	
PESTICIDE STORAGE	Mix as needed. Store in original container in a secured dry storage area. Avoid extremes in temperatures. Prevent cross-contamination with other pesticides and fertilizers. If the container is leaking and/or material is spilled, on floor or paved surfaces, absorb on sawdust or other commercially available absorbing material, sweep up and remove to chemical waste area for your disposal. Concentrate is stable at normal storage temperatures.
PESTICIDE DISPOSAL	Wastes resulting from the use of this product may be disposed of on site or at an approved waste disposal facility.
<i>(continued)</i>	

NOTE: After printing this ETL is folded in half prior to attachment to base label.



STORAGE AND DISPOSAL *(Cont)*

CONTAINER HANDLING Non-refillable container: Do not reuse or refill this container. Offer for recycling, if available. Triple rinse container (or equivalent) promptly after emptying. Triple rinse as follows: Empty the remaining contents into application equipment or a mix tank and drain for 10 seconds after the flow begins to drip. Fill the container 1/4 full with water and recap. Shake for 10 seconds. Pour rinse into application equipment or a mix tank or store rinse for later use or disposal. Drain for 10 seconds after the flow begins to drip. Repeat this procedure two more times. If recycling is not available, puncture and dispose of in a sanitary landfill or by incineration, or if allowed by state and local authorities, by burning. If burned stay out of smoke. If partly filled: Call your local solid waste agency for disposal instructions. Never place unused product down any indoor or outdoor drain.

APPENDIX

Use Temprid SC Insecticide as a general surface (outdoors only), spot, mist, or crack & crevice treatment. Permitted areas of use include the following buildings, structures, and modes of transport:

<ul style="list-style-type: none"> • apartment buildings • bakeries • bottling facilities • breweries • buses • cafeterias • candy plants • cereal processing and manufacturing plants • correctional facilities, • dairies and dairy product processing plants • frozen food plants • grain mills 	<ul style="list-style-type: none"> • granaries • greenhouses (structures only) • hospitals • hotels • houses • industrial buildings • kitchens • laboratories • livestock housing • pet kennels • manufacturing establishments • mausoleums • meat and produce canneries • nursing homes 	<ul style="list-style-type: none"> • pickle factories • poultry houses • processing and packing plants • restaurants • schools • spice plants • stores • warehouses • wineries and similar structures • transportation vessels such as buses, trucks, trailers, rail cars, and marine vessels
--	--	---

IMPORTANT: READ BEFORE USE

Read the entire Directions for Use, Conditions, Disclaimer of Warranties and Limitations of Liability before using this product. If terms are not acceptable, return the unopened product container at once.

By using this product, user or buyer accepts the following Conditions, Disclaimer of Warranties and Limitations of Liability.

CONDITIONS: The directions for use of this product are believed to be adequate and must be followed carefully. However, it is impossible to eliminate all risks associated with the use of this product. Crop injury, ineffectiveness or other unintended consequences may result because of such factors as weather conditions, presence of other materials, or the manner of use or application, all of which are beyond the control of Bayer CropScience LP. All such risks shall be assumed by the user or buyer.

DISCLAIMER OF WARRANTIES: TO THE EXTENT CONSISTENT WITH APPLICABLE LAW, BAYER CROPSCIENCE LP

NOTE: After printing this ETL is folded in half prior to attachment to base label.

2.75"

4"



Temprid[®]
sc

Insecticide

In the State of New York this product may only be applied for indoor uses.

ACTIVE INGREDIENT:

Imidacloprid, 1-[(6-Chloro-3-pyridinyl)methyl]-
N-nitro-2-imidazolidinimine.....21.0%
β- Cyfluthrin, Cyano(4-fluoro-3-phenoxyphenyl)
methyl 3-(2,2-dichloroethenyl)-2,2-dimethyl-
cyclopropanecarboxylate.....10.5%
OTHER INGREDIENTS:.....68.5%

TOTAL 100.0%

EPA Reg. No. 432-1483

STOP - Read the Label Before Use
KEEP OUT OF REACH OF CHILDREN

CAUTION

For **MEDICAL** and **TRANSPORTATION**
Emergencies **ONLY** Call 24 Hours A Day
1-800-334-7577

For **PRODUCT USE** Information Call
1-800-331-2867

PRECAUTIONARY STATEMENTS

HAZARDS TO HUMANS AND DOMESTIC ANIMALS
CAUTION

Harmful if absorbed through skin. Harmful if swallowed. Causes moderate eye irritation. Avoid contact with skin, eyes, or clothing. Wash thoroughly with soap and water after handling and before eating, drinking, chewing gum, or using tobacco. Wear long-sleeved shirt and long pants, socks, shoes, and gloves. Remove contaminated clothing and wash before reuse.

Bayer

Produced for:
Bayer Environmental Science
A Division of Bayer CropScience LP
2 T. W. Alexander Drive
Research Triangle Park, NC
27709

Net Contents: 400ml
79523475 795457891 140124AV1

PULL HERE TO OPEN ▲